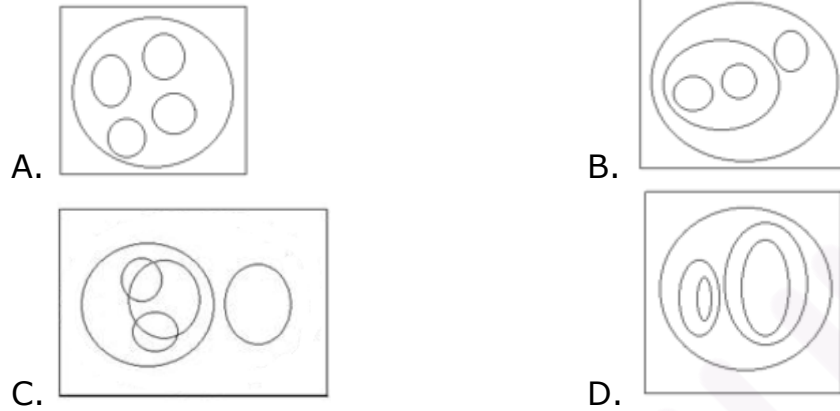


50+ Venn Diagram Questions for SSC Exams 2023

SSC Venn Diagram Questions

1. Identify the diagram that best represents the relationship among the given classes.

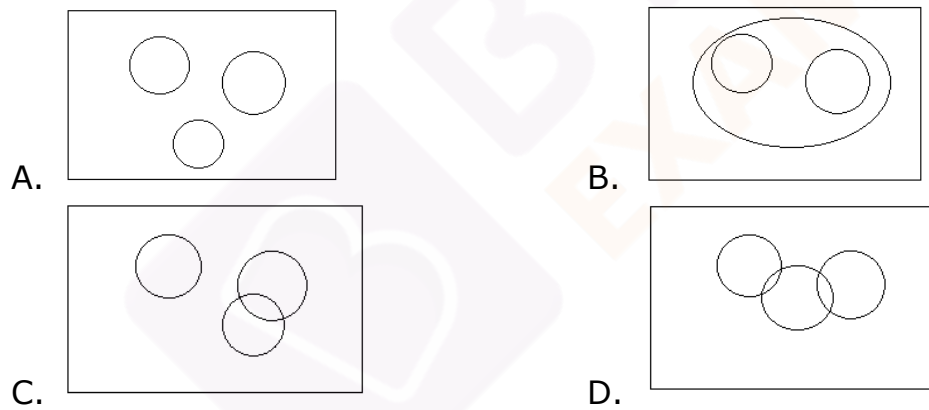
Earth, Moon, Tree, Mountain, Water



Ans. C

2. Identify the diagram that best represents the relationship among the given classes.

Lettuce, Zucchini, Basil

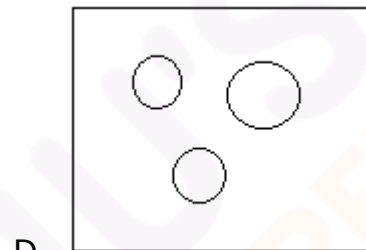
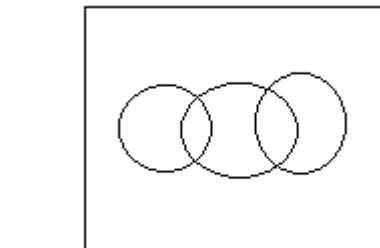
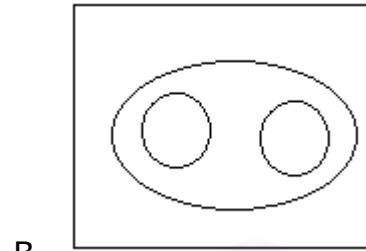
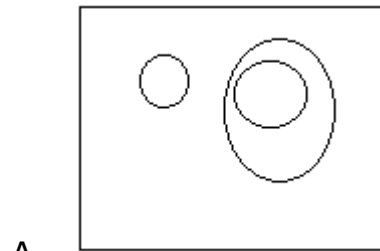


Ans. A



3. Identify the diagram that best represents the relationship among the given classes.

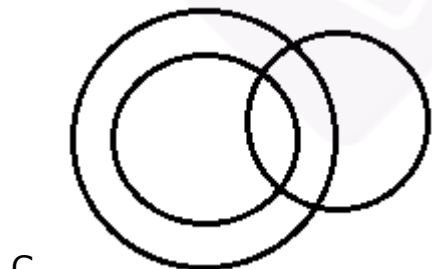
Goose, Birds, Ostrich



Ans. B

4. Identify the diagram that best represents the relationship among the given classes.

Human beings, University, Hospital

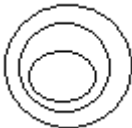
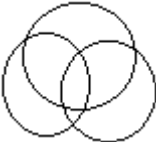
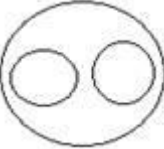
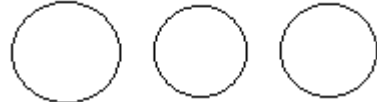


Ans. D



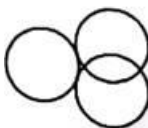
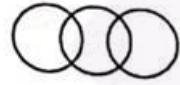


5. Select the Venn diagram that best illustrates the relationship between the following classes.

Ooty, Manali, hill station

- A. 
- B. 
- C. 
- D. 





Ans. C

6. Which figure represent the relationship among Sun, Moon, Molecule?

- A. 
- B. 
- C. 
- D. 

Ans. C

7. Identify the figure which best represents the relationship among Tree, Plant, and House.

- (1) 
- (2) 
- (3) 
- (4) 



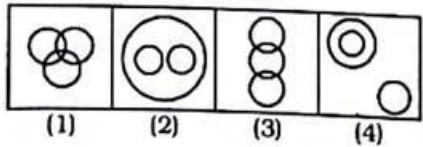
- A. 1
- B. 2
- C. 3
- D. 4

Ans. C

8. For the given set of elements :

Keyboard, function keys, letter keys

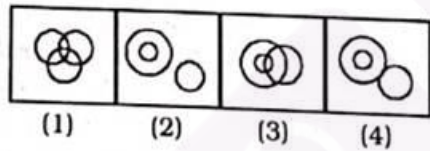
Which figure given below will best represent the relationship among these three elements?



- A. 1
- B. 2
- C. 3
- D. 4

Ans. B

9. Which one of the following diagrams best depicts the relationship among Boys, Students and Athletes?




- A. 1
- B. 2
- C. 3
- D. 4

Ans. A

10. Which one of the following diagrams best depicts the relationship among people, women and mothers?





- A.
- B.



- C. 
 D. None of these





Ans. B

11. Which one of the following diagrams best depicts the relationship among Tiger, Lions and Animals?

- A. 
 B. 
 C. 
 D. 

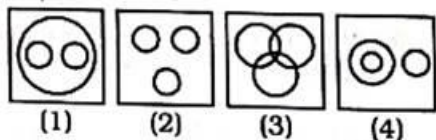
Ans. C

12. Which one of the following diagrams represents the relationship between Table, Chair and Furniture?

- A. 
 B. 
 C. 
 D. 

Ans. C

13. Indicate which figure will best represent the relationship among Birds, Crows, Eagles.



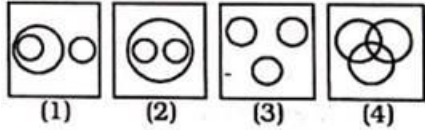
- A. 1
 B. 2



- C. 3
- D. 4

Ans. A

14. Indicate which figure will best represent the relationship among Tables, Chairs and Furniture.

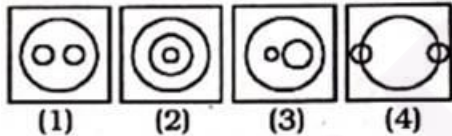


- A. 1
- B. 2
- C. 3
- D. 4

Ans. B

15. Which one of the following diagrams best depicts the relationship among Nation, States and Districts?

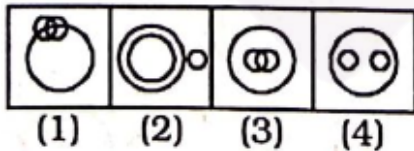
Nation, States, Districts



- A. 1
- B. 2
- C. 3
- D. 4

Ans. B

16. Which one of the following diagrams best depicts the relationship among Horses, Parrots and Birds?



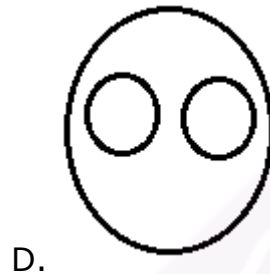
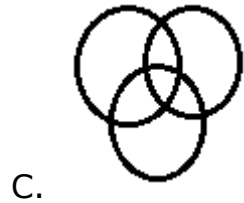
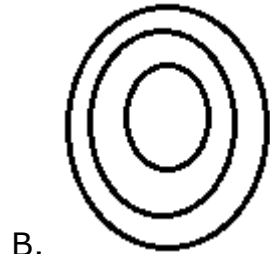
- A. 1
- B. 2
- C. 3
- D. 4

Ans. B



17. Select the Venn diagram the best illustrates the relationship between the following three classes.

jpg, png, image

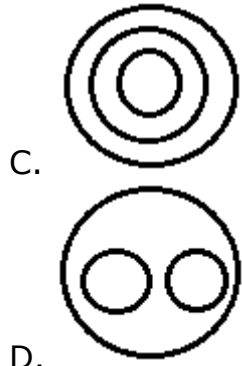


Ans. D

18. Select the diagram that shows the best relationship between the given categories.

Hydrogen, Oxygen, Water

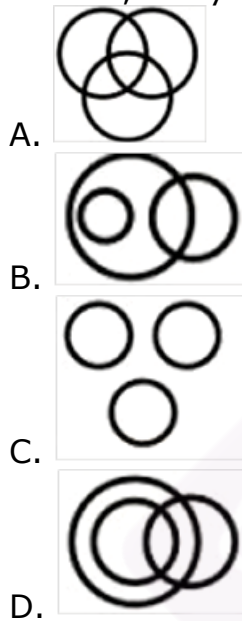




Ans. B

19. **Identify the Venn diagram that best represents the relationship between the given classes.**

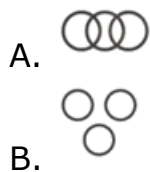
Painter, Lawyer, Singer



Ans. C

20. **Identify the Venn diagram that best represents the relationship between the given classes.**

Apps, Electronical items, Mobile phone

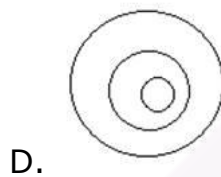
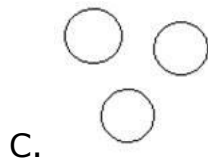
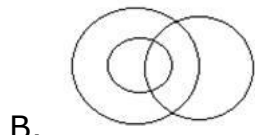
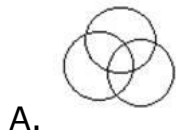




Ans. C

21. Select the Venn diagram that best represents the relationship between the following classes.

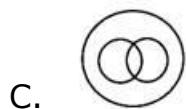
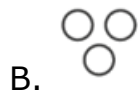
Professor, Scientist, Social worker



Ans. A

22. Identify the Venn diagram that best represents the relationship between the given classes.

Leather, shoes, belts

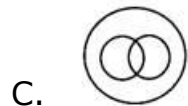




Ans. A

23. Identify the Venn diagram that best represents the relationship between the given classes.

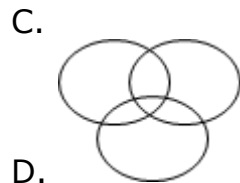
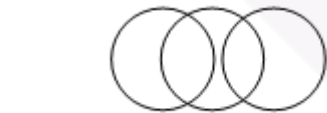
Elected Members of Parliament, Rajya Sabha members, Indian Citizen



Ans. C

24. Select the Venn diagram that best represents the relationship between the following classes.

Doctor, Father, Son

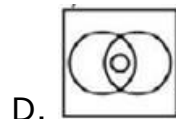
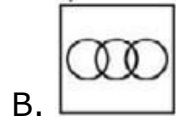
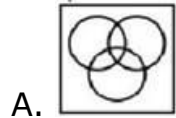


Ans. D



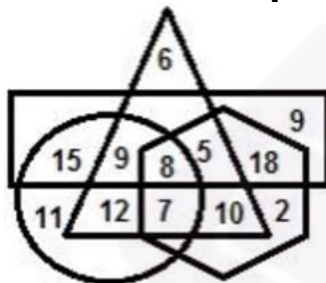
25. Identify the diagram that represents the relationship among the given classes.

Engine, Motorcycle, Car



Ans. C

26. In the following Venn diagram, the hexagon stands for 'captains', the triangle stands for 'girls', the rectangle stands for 'toppers', and the circle stands for 'social activists'. The given number represent the number of persons in that particular category.



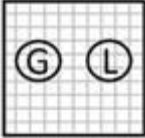
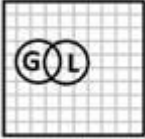
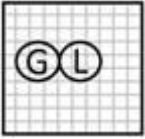
How many girls are toppers and captains also?

- A. 13
- B. 15
- C. 16
- D. 17

Ans. A

27. In a village some of the goldsmiths are literates. Which diagram shows literate goldsmiths?







- A. 
- B. 
- C. 
- D. इनमे से कोई नहीं

Ans. B

28. Identify the diagram that best represents the relationship among the given classes.

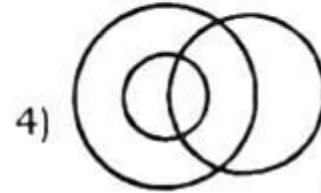
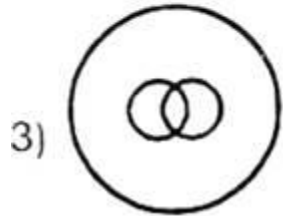
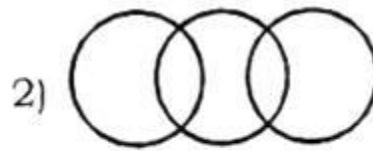
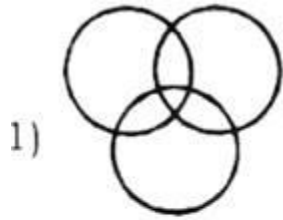
Apple, Samsung, Redmi

- A. 
- B. 
- C. 
- D. 

Ans. C

29. Which is the most suitable Venn-diagram among the following, which represents interrelationship among Antisocial elements, Pick pockets and Black mailers?

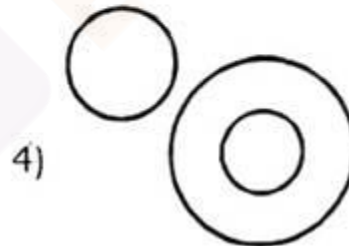
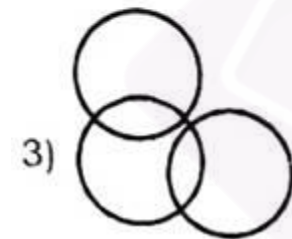
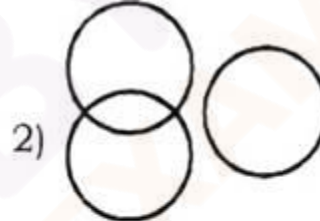
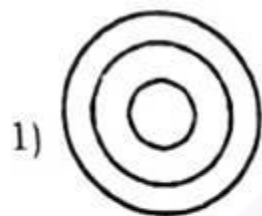




- A. 1
- B. 2
- C. 3
- D. 4

Ans. C

30. Which one of the following four logical diagrams represents correctly the relationship between: Musicians, Instrumentalists, Violinists?



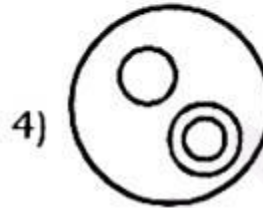
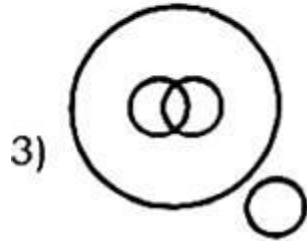
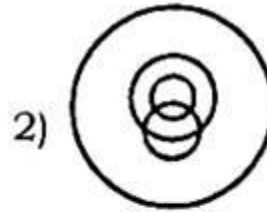
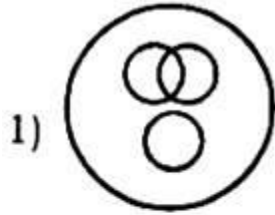
- A. 1
- B. 2
- C. 3
- D. 4

Ans. A

31. In a dinner party both fish and meat were served. Some took only fish and some only meat. There were some vegetarians who did not accept



either. The rest accepted both fish and meat. Which of the following Venn-diagram correctly reflects this situation?

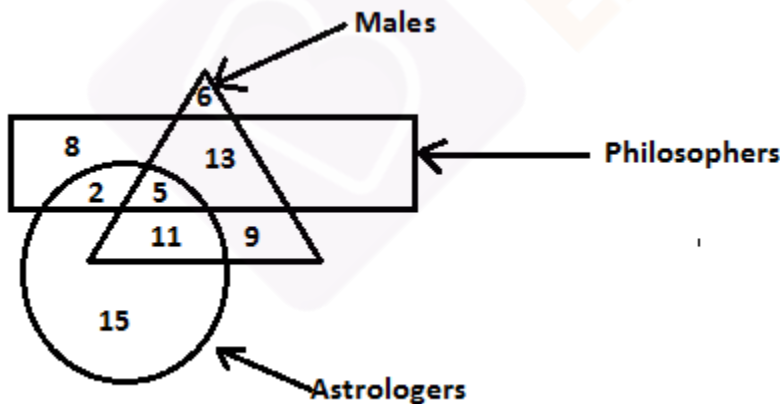


- A. 1
- B. 2
- C. 3
- D. 4

Ans. A

32.

|||Common||| **Direction:** In a following diagram, the circle represents 'astrologer', the triangle represents 'male' and the rectangle represents 'philosophers'. The number in different segments shows the number of persons.



|||End|||

How many males are both astrologers and philosophers?

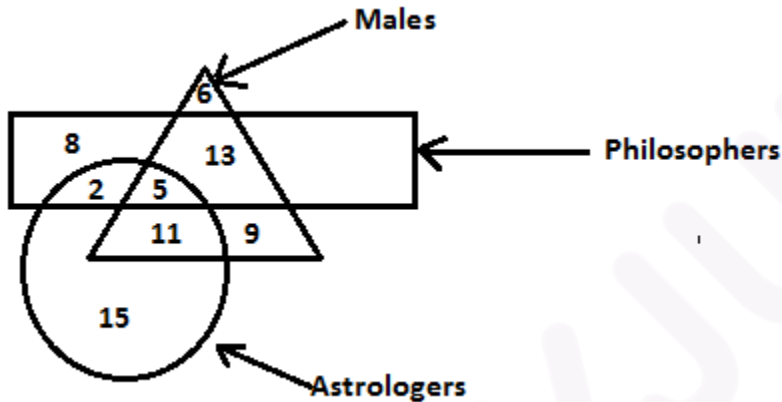
- A. 17
- B. 5
- C. 11



D. 2

Ans. B

33. **Direction:** In a following diagram, the circle represents 'astrologer', the triangle represents 'male' and the rectangle represents 'philosophers'. The number in different segments shows the number of persons.



How many males are there who is either philosopher or astrologers but not both?

- A. 28
- B. 22
- C. 24
- D. 38

Ans. C

34. If PLACE is coded as 57361 and LOVE is coded as 7241, then how will LEAVE be coded as?




- A. 71341
- B. 74131
- C. 17431
- D. 71143

Ans. A

35. **Indicate which figure will best represent the relationship amongst the three.**

Legumes Seeds, Peas, Kidney Beans

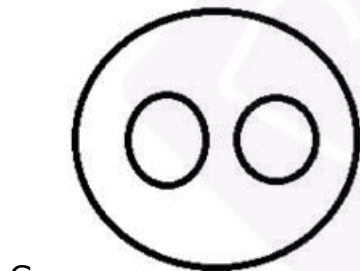


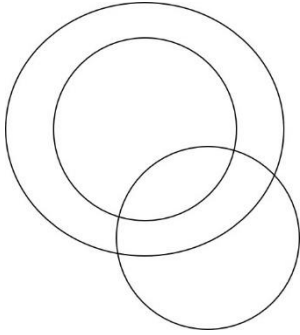


Ans. B

36. Identify the diagram that best represents the relationship among the given classes.

Male, Minister, Female



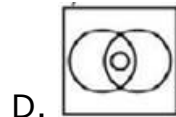
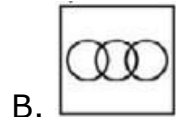
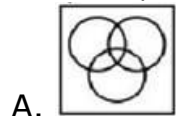


D.

Ans. A

37. Identify the diagram that represents the relationship among the given classes.

Director, Engineer, Actor

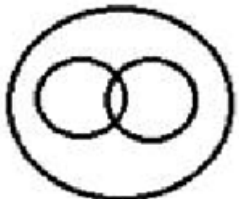

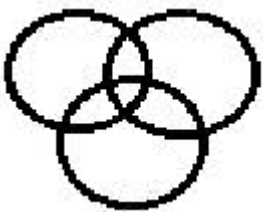



Ans. A

38. Select the Venn diagram that best illustrates the relationship between the following classes.

Coriander seed, Spices, Cinnamon


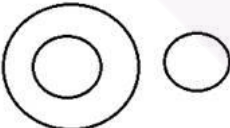
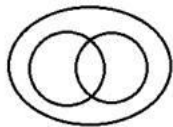
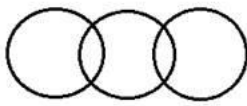


- A. 
- B. 
- C. 
- D. 

Ans. B

39. **Select the Venn diagram that best represents the relationship between the following classes.**

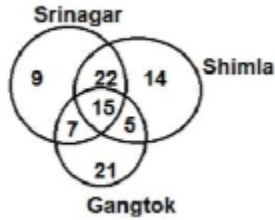
Ginger, Modified stem, Turnip

- A. 
- B. 
- C. 
- D. 



Ans. B

40. **The following Venn diagram shows the number of families who have visited different places (Srinagar, Shimla, Gangtok).**




Which is the number of families who have visited at least two of the places of Srinagar, Shimla and Gangtok?

- A. 15
- B. 27
- C. 34
- D. 49

Ans. D

41. **Select the set of classes, the relationship among which is best illustrated by the following Venn diagram.**



- A. Yamuna, Rivers, Kaveri
- B. Girls, Intelligent, Boys
- C. Vegetarian, Woman, Sisters
- D. Stationary, Pencil, Stapler

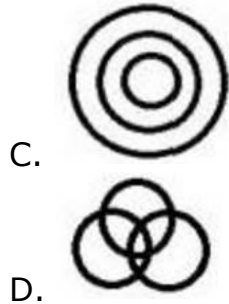
Ans. B

42. **Select the Venn diagram that best illustrates the relationship between the following classes.**

Universe, Pluto, Solar System

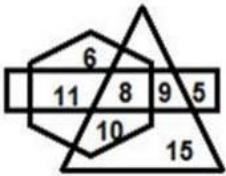
- A.
- B.





Ans. C

43. In the following Venn diagram, the triangle stands for 'Players', the hexagon stands for 'Indians', and the rectangle stands for 'Boys'. The given numbers represent the number of persons in that particular category.

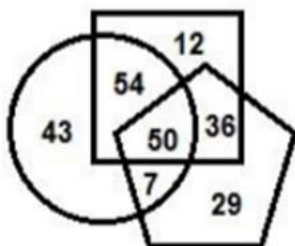


How many Indians are players but are NOT boys?

- A. 9
- B. 10
- C. 8
- D. 11

Ans. B

44. In the following Venn diagram, the square stands for 'Doctors', the circle stands for 'Blood donators', and the pentagon stands for 'Women'. The given numbers represent the number of persons in that particular category.



How many women doctors are blood donators?



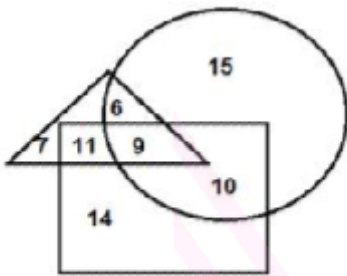
Join Our Classroom Program Now



- A. 57
- B. 54
- C. 36
- D. 50

Ans. D

45. In the given diagram, the circle represents 'teachers', the triangle represents 'dancers' and the rectangle represents 'writers'. Study the given diagram carefully and answer the question that follows.



What is the number of teachers who are writers, but NOT dancers?

- A. 10
- B. 9
- C. 11
- D. 15

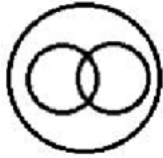
Ans. A

46. Select the Venn diagram that best illustrates the relationship among the following classes.

Reptiles, Frogs, Animals

- A.
- B.
- C.






D.

Ans. B

47. Select the Venn diagram that best illustrates the relationship among the following classes.


Highlighter, Stationary, Eraser




A.



B.



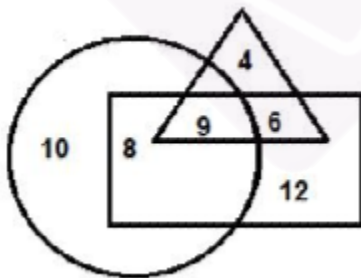
C.



D.

Ans. B

48. In the given diagram, the circle represents 'graduates', the triangle represents 'employed people' and the rectangle represents 'rural folk'. Study the diagram carefully and answer the question that follows.



What is the number of rural unemployed graduates?

A. 12

B. 8

C. 6



D. 9

Ans. B

49. Select the set of classes, the relationship among which is best illustrated by the following Venn diagram.

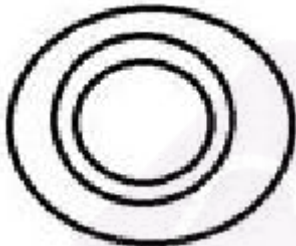


- A. Literates, Girls, Females
- B. Fathers, Males, Sons
- C. Bats, Humans, Mammals
- D. Boys, Artists, Brothers

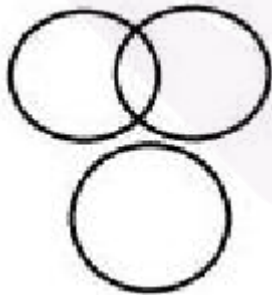
Ans. B

50. Select the Venn diagram that illustrates the relationship between the following classes.

Men, Lyricists, Extroverts

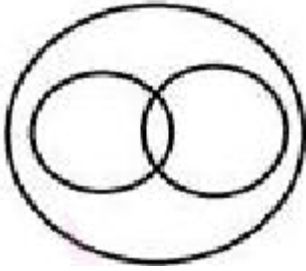


A.




B.





C.

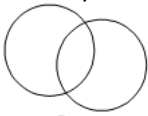


D.

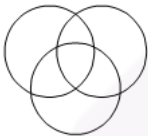
Ans. D

51. **Select the Venn diagram that best represents the relationship between the following.**

Doctors, Married, Females



A.



B.



C.



D.

Ans. B


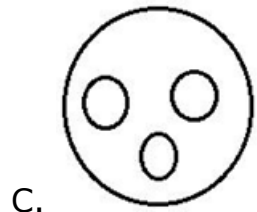
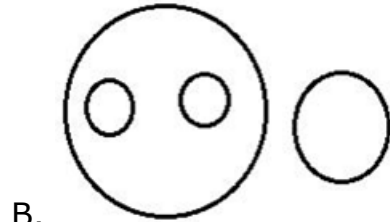
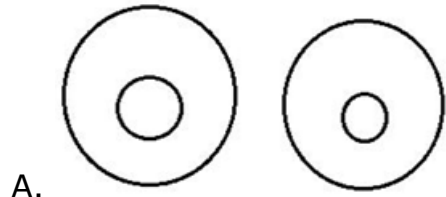
52. **Select the Venn Diagram that best represents the relationships between the following.**

Human, Teacher, Clerk, Peon



Join Our Classroom Program Now





Ans. C



Join Our Classroom Program Now



Buy Test Series

Unlock All 650+ Mock Tests for SSC & Railway

- Unlimited Access
- All Exams covered
- Designed by Experts
- Performance Analysis