

Indian Institute of Technology

M.Tech Admissions



IITs M.Tech Admissions

Every year a IIT & IISc is the coordination institute for GATE COAP for counseling, including M.Tech admission in IITs. IITs launch a portal to upload admission offers. All top IITs of the country under the Ministry of HRD will offer admissions to MTech programs through GATE COAP depending on scores, cutoffs for various branches, and preferences filled by the candidate for IIT M.Tech admission. Students should read the information brochure before registering for the portal.

Candidates desiring to attend IITs are delivered with a complete application, selection, and details about M.Tech admission in IITs. BYJUS Exam Prep has also provided here the schedule of IIT M.Tech entrance. Along with registering for the particular IITs, candidates will also have to register at the [GATE COAP](#) portal. Read the complete PDF about IIT M.Tech admission to know about the IIT M.Tech admission process.

IIT M.Tech Admission Process

According to the IIT [M.Tech admission process](#), candidates who have qualified GATE exam need to register themselves for the selection process of IITs and NITs on the specifically designed portal called GATE COAP. GATE COAP can not be utilized as an application portal for the IITs admission completely as students have to also register on individual IITs websites.

The counseling procedure will have diverged into five rounds. Students must apply to the same institute for entrance to M.Tech programs once assigned seats. There are three options available for the students during the rounds of the counseling process, namely:

- Accept and Freeze
- Retain and Wait
- Reject and Wait

IITs M.Tech Admission Important Dates – Expected*

The GATE COAP will be conducted by IITs for candidates who have cleared the GATE examination. Let us now check the important dates regarding COAP counseling given in the table below for M.Tech admission in IITs:

Round No	The time window for candidates to view offers and take a decision (Fri-Sun)	Accept & Freeze	Retain & Wait	Reject & Wait
Round 1	May 20 - 22	Yes	Yes	Yes

Round 2	May 27 - 29	Yes	Yes	Yes
Round 3	June 03 - 05	Yes	Yes/ No*	Yes
Round 4	June 10 – 12	Yes	Yes/ No*	Yes
Round 5	June 17 – 19	Yes	No	Yes

IIT M.Tech Admission Eligibility Criteria

Before registering for COAP candidates should meet the IIT M.Tech admission eligibility requirements. Candidates whose applications do not match the eligibility requirements are likely to be rejected. As a result, all candidates must meet all of the following requirements:

- The candidate must be a citizen of India.
- In addition, candidates must have a valid GATE score.
- Candidates with more than one valid scorecard must give the scorecard with the higher score or rank.
- Before applying for a position, candidates should check the institute's eligibility requirements.

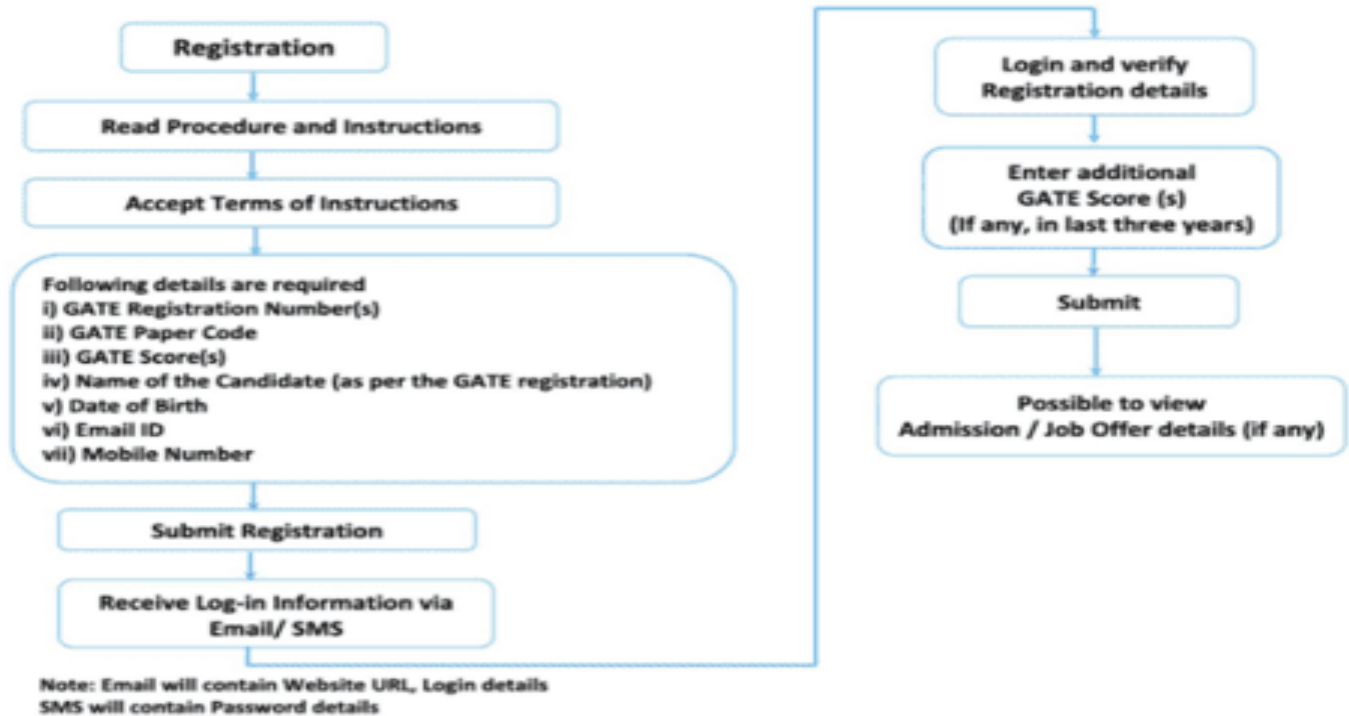
How to Register for GATE COAP?

You can follow the steps given below to register and check admission offers through GATE COAP for M.Tech admission in IIT:

- Step 1: Go to GATE COAP official website, coap.iitm.ac.in.
- Step 2: Select 'Register Now' and complete the registration form.
- Step 3: After completing the form, click 'Submit to Register' to validate and submit it.
- Step 4: Login information will be provided through email or SMS; click the same to validate the email.
- Step 5: Fill in the other data after logging in with the registered id and password (GATE score).
- Step 6: Submit your information.

A candidate will not be able to access any information on offers made by participating academic institutions after completing the COAP registration process. However, the offer will be published on the portal and include the COAP Registration number, the same as the GATE registration number but without the topic code.


Fig.1 Flow Chart for COAP 2022 Registration and Log-in



Procedure to Check M.Tech Admission Offers

The candidates will be able to check the M.Tech admission in IITs offered by the participating institutes on the GATE COAP portal. Candidates have to log into the portal to check admission status using valid credentials. In addition, candidates should check the following steps to check the COAP seat allotment result for the year for all admissions.

- Visit the GATE COAP portal.
- Login with a valid COAP ID and password.
- Select Seat Allotment from the drop-down menu.
- The screen displays the institute-by-institute seat allotment as well as the application status.
- Candidates must confirm their seat assignment by selecting three options: Accept & Freeze, Retain & Wait, or Reject & Wait.



Conceptual Clarity



LIVE Classes



Recorded Classes



Doubt Resolution



Revision/Test Series



Workbook/Study Notes




Previous Year Questions



Test Series

BYJU'S EXAM PREP | **GATE**

The Most **Comprehensive** Exam Prep App



Daily Study Plan

Designed By Experts

